



FSM Home Page

Overview


The Force System Management module Home Page process provides the ability to access the Pending Tasks, Message of the Day, and My Queue panels, as well as all the FSM menus.

Navigation

Force System Management (FSM) > FSM Home Page

Procedures

View the FSM Home Page

Selecting  at any point of this procedure removes all revisions and closes the page. **Bold** numbered steps are required.

1. View the FSM Home Page.


 Help

FSM Home Page

Pending Tasks

Pending Assignment	3
Authorizations	17

Last Updated:
10/20/2020 5:17:12 PM



Message of the Day

6/22/2012 1:34:40 PM
Property & Equipment Policy is announcing the signature of the USD/AT&L memorandum, Standard Equipment Data Elements for Government Furnished Property Baseline Establishment. This establishes the Department level approach to collecting data from contractors regarding Government furnished property GFP and reconciling the information to the DoD accountable property systems of record APSR. For complete details including upcoming deadlines and to view the memorandum, please visit the News and Updates area of the DPAS Support website <http://dpasupport.golearnportal.org/>.


1/18/2011 11:17:08 AM
When you have access to more than one DPAS application e.g. Property Accountability and Supply Store, an additional menu will be displayed above the DPAS process menu which permits the change from one application to another. The application that is currently being accessed will be the left most application displayed, the application title will be bold and the background of the text will be of a different color.

12/7/2009 9:01:25 AM
testing 12-02-09 GOOD NOW - deleting the previous entry containing 9-18.

9/8/2009 9:44:06 AM
Another Test Enterprise MOD for 9/8/09.

9/8/2009 9:41:27 AM
Test Enterprise Message for September 8, 2009.

My Queue

 There are no queued items.





- A. View the Pending Tasks panel. *This panel includes the Pending Assignment and the Authorizations panels.*
- a. Select the Pending Assignment panel.

Pending Tasks

Pending Assignment 3

Pending Approval	3
Postponed	0

Authorizations 17

Last Updated:
10/20/2020 5:21:25 PM

Refresh

1. Select the Pending Approval amount hyperlink. *The **Assignment Overview** page appears.*
2. Select the Postponed amount hyperlink. *The **Assignment Overview** page appears.*

- b. Select the Authorizations panel.

Pending Tasks

Pending Assignment 3

Authorizations 17

Not Applied	17
-------------	--------------------

Last Updated:
10/20/2020 5:21:25 PM

Refresh

1. Select the Not Applied amount hyperlink. *The **Authorization Browse** pop-up window appears.*

- B. View the Message of the Day panel. This information comes directly from the IO / Agency Coordinator.



Message of the Day

2/19/2020 2:51:52 PM

Testing Message of the Day in Ext Test

3/25/2015 6:59:05 AM

When you have access to more than one DPAS application e.g. Property Accountability or Maintenance and Utilization, an additional menu will be displayed above the DPAS process menu which permits the change from one application to another. The application that is currently being accessed will be the left most application displayed, the application title will be bold and the background of the text will be of a different color.

C. View the My Queue panel. *This information comes from the **Import Queue** page.*

Queue

Grid Options Refresh

Target	Queue Time	Queue Status	Process Begin	Process End	Message	Download
No items to display						

20 items per page

